



PREMIUM MULTI-SPLIT

Daiseikai 9 Multi - R32/R410A



Highlights

Maximum A+++ energy efficiency for up to five rooms
3D air distribution, plasma filter, air ionizer
"Wooden texture reflect" finish in white
"Fireplace" operating mode



Daiseikai 9 combines design with comfort and the ultimate in efficiency. It combines flawless operation with timeless design and the very best air filter system.



Attractive and economical

- Highest energy efficiency (A+++)
- Optimized heat exchanger for heating mode
- Direct current hybrid inverter technology
- Exceptionally high efficiency in the partial load range
- Colored, dimmable LED displays
- Draft-free comfort due to 3D air distribution
- Stylish wooden texture reflect surface



Resource-friendly

- Inverter control minimizes electricity consumption
- Eco operation
- Air used as energy source in heating mode
- Unobtrusive design fits any interior



Cleaner ambient air









- Washable dust filter that covers the entire heat exchanger
- Special coating of the heat exchanger fins
- Self-cleaning function dries the heat exchanger after operation
- Plasma filter
- SUPER ionizer
- Optional active carbon-catechin filter strips (art.818F0023)
- Optional IAQ filter strips (art.818F0036)



Easy operation

- Comes with comfort infrared remote control as standard
- Clear & easy operation
- Large, backlit display
- Weekly timer with 4 freely programmable settings per day
- 28 time programs per week
- Automatic mode
- Eco mode
- Hi Power
- Quiet
- Preset
- Comfort Sleep
- 3D airflow with 6 air flow patterns
- Automatic restart setting after power outage
- Optional WiFi control via smartphone, tablet, or PC
- Fireplace operating mode uses heat from other sources

Daiseikai 9 Multi - R32/R410A

Technical data			RAS-M10PKVPG-E
Cooling capacity	kW		2,50
Energy efficiency class			A+++
Heating capacity	kW		3,20
Energy efficiency class			A+++
Sound pressure level (low/med/high)	dB(A)		20/42
Sound pressure level (low/med/high)	dB(A)		20/44
Sound power level	dB(A)		57
Sound power level	dB(A)		59
Airflow	m ³ /h		726
Suction gas pipe diameter	mm (inch)		9,5 (3/8)
Liquid pipe diameter	mm (inch)		6,3 (1/4)
Power supply	V/Ph+N/Hz		220-240/1/50
Refrigerant			R32/R410A
Dimensions (HxWxD)	mm		293 x 851 x 270
Weight	kg		14

 Cooling  Heating

The measuring conditions for this product can be found at <http://www.toshiba-klima.at/en/measuring-conditions.html>



Energy Label: Energy label **A+ to A+++**, indicates the power consumption and energy efficiency class.



ErP Ecodesign: All criteria of **ECODESIGN**-guideline are fulfilled and confirm highest system efficiency.



Hybrid inverter control: Smooth capacity regulation.



Rotary compressor: Reliability and high efficiency.



Twin rotary compressor: Long-lasting, smoothly running and highest efficiency.



R410A: Used refrigerant: R410A.



R32: Used refrigerant: R32.



Wifi ready: Optional control of the system via a smartphone.



KNX: Optional KNX bus connection.



Dust filter: Washable filter against coarse contamination.



IAQ filter: Fine mesh filter with natural substances.



Active carbon-catechin filter: Cleansing filter with enzymes from green tea.



Plasma filter: Pure Mode: Electrostatic filter system.



Air ionizer: Negative ions cover polluted particles in the air. Dust, pollen and smoke are neutralized.



Self-cleaning function: Usage of condensate water for cleaning.



Auto Mode: Automatic selection between cooling and heating.



HI POWER: Particularly strong airflow for quickly reaching the requested temperature.



Auto diagnostic: Check of system for flawless operation.



Eco Mode: Energy saving function.



Quiet Mode: Particularly low noise level - whispering mode.



Comfort Sleep: Gradual increase of temperature by 2 °C until morning.



Power Selection: Capacity regulation and therefore power savings of up to 25, 50 or 75%.



Floor Mode: Natural floor warming effect for greater comfort.



Preset Mode: Activates individual settings at the touch of a button.



One Touch Mode: Fully automatic operation adapted to your needs.



Timer: Individual programming of on-/off times.



Off Timer: Shutdown of the unit at chosen times (30 min to 12 h).



Week Timer: Up to four settings per day and seven per week.



Automatic Restart: After a power blackout.



8 °C frost protection function: Frost protection for uninhabited rooms.



Louver: Flexible setting of louvers.



3D Airflow: 6 different airflow patterns in all directions.